



Cat[®] Hydraulic Hammers

H35Es, H45Es, H55Es, H65Es
H35E, H45E, H55E, H65E

FEATURES:

Built for Your Convenience, Comfort

- Cat[®] Hydraulic hammers are designed for optimum performance and integration with your Cat compact construction equipment. They can also be utilized with non-Cat carriers.
- Plug & Perform. No adjustment to pressures or flows is necessary. Ports are positioned for convenient installation on your Cat carrier. Hoses are protected.
- Hydraulic hammers with fully enclosed housings are silenced with a lower overall noise level for a quieter, safer job site. Side plate constructed housings are also available.
- Tri-suspension system on silenced models guides the power cell and gives manageable, smooth performance. The result is a hydraulic hammer that's comfortable and responsive to operate.
- Gas-fired operating cycle delivers consistent, reliable performance over time. Hydraulic hammers are reliable when breaking materials like non-reinforced concrete, asphalt and cinder block.

Built for Performance, Lasting Value

- Automatic shut-off protects the hydraulic hammer from blank firing, a key contributor to hydraulic hammer wear. Internal stresses are reduced providing more productive hours of work. Hydraulic hammer is protected, regardless of operator skill level.

- Hydraulic hammers adjust automatically to flows and pressures of your Cat carrier providing top performance and long service life.
- Seal carrier provides maximum gas retention and reliable performance. New design incorporates innovative technology.
- Tri-suspension system on silenced models protects the power cell and assures reliable operation.

Built for Quick, Easy Maintenance

- Grease point is ergonomically located at standing height making it comfortable and easy to access.
- Tool changes are simple and easily accomplished with common hand tools.
- Power chamber and accumulator pressures can be checked and charged while the hydraulic hammer is mounted on the machine.
- Single bushing design is slip fit and field-replaceable. One piece provides proper tool alignment.
- Cat hydraulic hammers are designed to rebuild easily, providing lasting value for your hydraulic hammer investment.

Completely Cat[®]

- E Series Hydraulic Hammers bring together your performance, quality, and serviceability expectations alongside our design, manufacturing and logistics experience. E Series Hydraulic Hammers are completely Cat: from the inside out.

Hydraulic hammer / Machine Compatibility

Skid steer and multi terrain loaders, mini-excavators and backhoe loaders. Contact your Cat dealer for specific machine configurations.

Model	Machines
H35E/Es	301.8, 302.4
H45E/Es	301.8, 302.4, 302.5, 302.7
H55E/Es	216, 226, 232, 236, 242, 246, 247, 252, 256, 257, 259, 262, 277, 279, 287, 289, 297, 299, 302.5, 302.7, 303.5, 304, 305, 305.5, 306
H65E/Es	216, 226, 232, 236, 242, 246, 247, 252, 256, 257, 259, 262, 277, 279, 287, 289, 297, 299, 303.5, 304, 305, 305.5, 306, 307, 308, 416, 420, 422, 428, 430, 432, 434, 444



Americas South



Cat Hydraulic Hammers

Built for Your Convenience

Fully Enclosed, Silenced housing lowers overall noise level for a quieter, safer job site. Internal power cell is protected. Designed and engineered to eliminate stress points.

Easy to Tune & Maintain — Gas ports and valves are easy to check and charge while the hydraulic hammer is mounted to the machine.

Standing Height Grease Point means required maintenance is comfortable and easy to do.

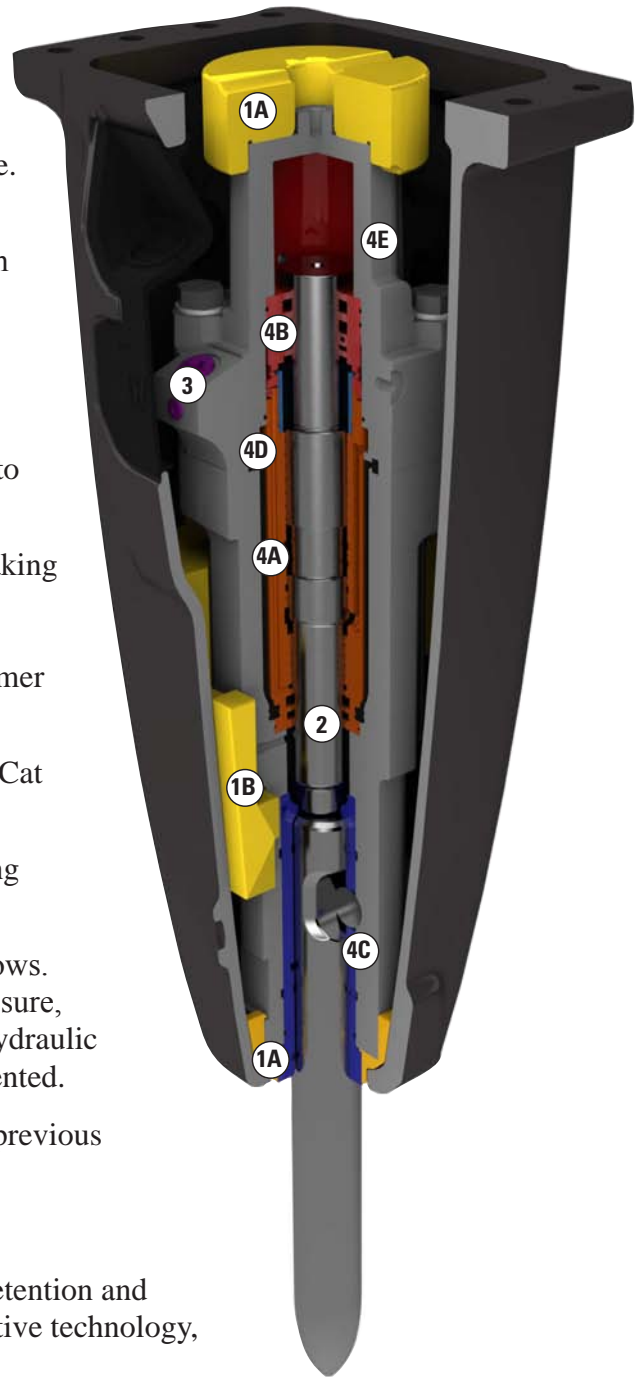
Tools are heat-treated, matched to piston diameter and mass to deliver full blow energy.

Non-silenced, side plate housing models are available.

Flat top Pin-on

Built for Quick & Easy Maintenance, Lasting Value

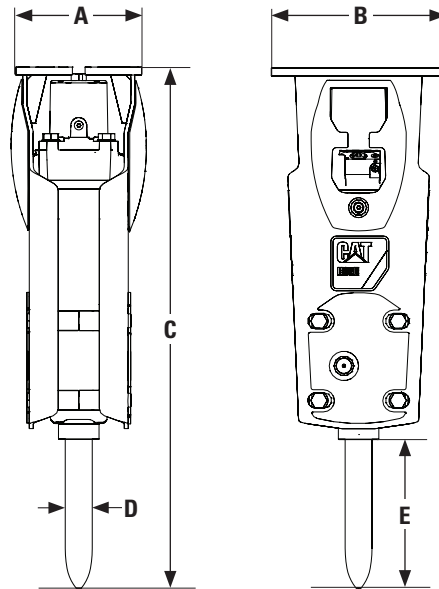
- ① **Tri-Suspension System** – This unique suspension system on the silenced models comprises the suspension jacket, the upper and lower buffers. Suspension aligns the power cell and gives manageable, smooth performance.
 - ①A **Upper & Lower Buffers** – Buffers at both ends of the power cell absorb reflective forces, isolating them from the machine. Result is quiet, reliable operation and reduced operator fatigue.
 - ①B **Suspension Jacket** – The front head is isolated by the two-piece suspension jacket, which dampens vibration and sound. A lower dBa allows the hydraulic hammer to be used in urban and other noise restricted areas.
- ② **Auto Shut Off (ASO)** – Instantly stops the piston when breaking through material. Prevents blank firing, a key contributor to hydraulic hammer wear. Internal stresses are reduced, providing more productive hours of work. Hydraulic hammer is protected, regardless of operator skill level.
- ③ **Plug & Perform** – Designed for convenient installation on Cat machines.
 - ③A **Ports positioned for hose protection** – Improved routing eliminates downtime from breakage.
 - ③B **No adjustment necessary** for hydraulic pressures or flows. Hydraulic hammer handles full auxiliary flow and pressure, automatically adjusting to match your Cat machine. Hydraulic hammer over speeding and shortened service are prevented.
- ④ **Simple, Elegant Design** – 47% fewer parts (compared to previous models) provides quick, easy maintenance and service.
 - ④A **Single Piece Piston Sleeve** replaces easily.
 - ④B **Easy-to-remove Seal Carrier** provides maximum gas retention and reliable performance. New design incorporates innovative technology, with five gas retention seals on the power chamber.
 - ④C **Single Bushing Design** is slip fit and field-replaceable. One piece provides proper tool alignment (includes lower and upper bushing and thrust ring).
 - ④D **Integral Accumulator** on the H55E/Es and H65Es provides additional protection for the machine's hydraulic system.
 - ④E **Valve Body & Front Head** – Power cell is efficiently designed, with only two major components. They are held together by head bolts rather than tie rods. Bolts are simpler to install and service.



Cat Hydraulic Hammers

Built to Your Specifications

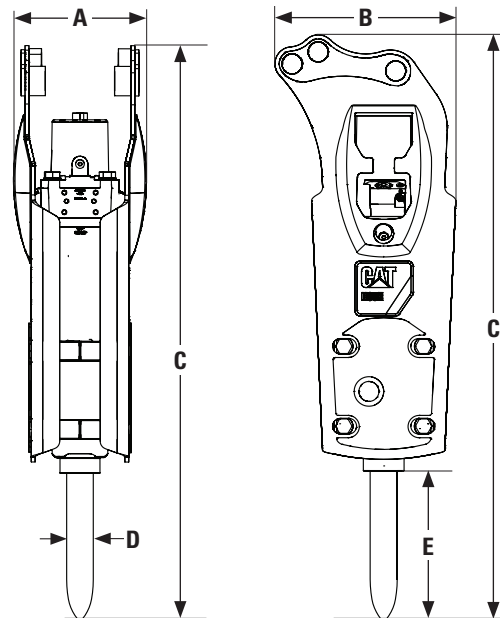
Flat Top Models



		H35Es	H35E	H45Es	H45E	H55Es
Specifications						
Recommended Carrier	t	1.1–2.4	1.1–2.4	1.5–3.2	1.5–3.2	2.5–6
Weight Range	(lb)	(2,430–5,300)	(2,430–5,300)	(3,310–7,060)	(3,310–7,060)	(5,500–13,200)
Operating Weight Range*	kg	125–130	125–130	145–250	145–250	260–345
	(lb)	(276–287)	(276–287)	(320–551)	(320–551)	(573–761)
Impact Frequency	blows/min.	600–1,800	600–1,800	780–1,800	780–1,800	600–1,680
Energy Class	J	407	407	542	542	813
	(ft-lb)	(300)	(300)	(400)	(400)	(600)
Rated Flow	lpm	12–35	12–35	25–62	25–62	30–85
	(gpm)	(3.2–9.2)	(3.2–9.2)	(6.6–16)	(6.6–16)	(7.9–22)
Operating Pressure, maximum	kPa	16,500	16,500	17,000	17,000	16,500
	(psi)	(2,393)	(2,393)	(2,465)	(2,465)	(2,393)
Dimensions						
A Width	mm	300	284	300	296	346
	(in)	(11.81)	(11.17)	(11.81)	(11.65)	(13.62)
B Length	mm	311	345	311	345	451
	(in)	(12.22)	(13.58)	(12.22)	(13.58)	(17.76)
C Height	mm	860	871	1,006	1,017	1,108
	(in)	(33.86)	(34.29)	(39.61)	(40.04)	(43.62)
D Tool Diameter, top	mm	40	40	50	50	58
	(in)	(1.57)	(1.57)	(1.97)	(1.97)	(2.28)
E Tool Working Length	mm	240	240	269	269	324
	(in)	(9.45)	(9.45)	(10.59)	(10.59)	(12.76)

Built to Your Needs

Pin-on Models



		H55E	H55E*	H65Es	H65E	H65E*
Specifications						
Recommended Carrier	t	2.5–6	2.5–6	3–9	3–9	3–9
Weight Range	(lb)	(5,500–13,200)	(5,500–13,200)	(6,600–19,800)	(6,600–19,800)	(6,610–19,800)
Operating Weight Range*	kg	250–340	220–315	315–390	305–380	260–355
	(lb)	(551–750)	(485–695)	(695–860)	(673–838)	(573–783)
Impact Frequency	blows/min.	600–1,680	600–1,680	720–1,740	720–1,740	720–1,740
Energy Class	J	813	813	1,085	1,085	1,085
	(ft-lb)	(600)	(600)	(800)	(800)	(800)
Rated Flow	lpm	30–85	30–85	40–115	40–115	40–115
	(gpm)	(7.9–22)	(7.9–22)	(10–30)	(10–30)	(10–30)
Operating Pressure, maximum	kPa	16,500	16,500	16,500	16,500	16,500
	(psi)	(2,393)	(2,393)	(2,393)	(2,393)	(2,393)
Dimensions						
A Width	mm	328	333	345	332	337
	(in)	(12.91)	(13.09)	(13.06)	(13.07)	(13.26)
B Length	mm	445	344	451	445	453
	(in)	(17.52)	(13.56)	(17.76)	(17.52)	(17.83)
C Height	mm	1,156	1,323	1,324	1,306	1,454
	(in)	(45.51)	(52.08)	(52.13)	(51.43)	(57.23)
D Tool Diameter, top	mm	58	58	68	68	68
	(in)	(2.28)	(2.28)	(2.68)	(2.68)	(2.68)
E Tool Working Length	mm	324	324	371	371	371
	(in)	(12.76)	(12.76)	(14.61)	(14.61)	(14.61)

* Pin-on model

Cat Hydraulic Hammers

Built for Your Construction & Demolition Projects...

Hydraulic hammers of this size excel at breaking cinder block, brick, asphalt and pavement extending the use of your smaller building and construction equipment into site prep and light demolition work. Contact your local Cat dealer to see the complete line of Cat hydraulic hammers for your larger equipment. Tackle reinforced concrete and rock breaking for your heavy demolition, mining and quarry projects.

APPLICATIONS

			Mini-Excavator		Skid Steer & Multi Terrain Loader	
			H35E/Es	H45E/Es	H55E/Es	Backhoe Loader
Construction						
Site prep, Landscaping	Ground excavation	Pipelines, municipalities				
		Frozen ground				
	Asphalt cutting	Driveways, roads				
	Compaction	Municipalities				
Demolition						
Concrete	Light	Sidewalks, driveways				
	Standard	Reinforced concrete 3"-20"				
Masonry	Cinder block, brick	Walls				
Pavement	Asphalt breaking	Driveways, roads				
	Concrete, composite	Roads				
Metallurgical						
Cleaning		Refractory linings in furnaces				


PRODUCTIVITY RATES

Production rates listed are for an 8-hour shift. They are for general estimation purposes only. Actual working results may vary.

Hydraulic Hammer Model	Non-Reinforced Concrete	
	m ³	yd ³
H35E/Es	6–12	(8–16)
H45E/Es	8–18	(10–23)
H55E/Es	14–23	(18–30)
H65E/Es	45–90	(34–69)



...with the Tools You Need to Get the Job Done



Chisel (C)

Use for general breaking, demolition, asphalt cutting and demolition of concrete or brick walls.



Moil (M)

Select for making holes, breaking light, reinforced concrete and general breaking and demolition.



Spade (S)

Use for general breaking and asphalt cutting.



Compacting Plate (CP)

Perfect when you need to compact soil.

	H35E/Es	H45E/Es	H55E/Es	H65E/Es
Road building / construction				
Breaking of road surface	C, M, S	C, M, S	C, M, S	C, M, S
Asphalt cutting	C, S	C, S	C, S	C, S
Demolition of bridges	C, M	C, M	C, M	C, M
Compacting soils	CP	CP	CP	CP
Making holes (for traffic signs, lamp posts)	M	M	M	M
Breaking of frozen ground	C, M, S	C, M, S	C, M, S	C, M, S
Demolition / housing development				
Demolition of concrete walls, roofs, floors	C, M	C, M	C, M	C, M
Demolition of light, reinforced concrete (<20")	M	M	M	M
Brick walls	C, M	C, M	C, M	C, M
Separating rebar from concrete (for recycling)	C, M	C, M	C, M	C, M
Metallurgical applications				
Breaking of refractory linings in furnaces	C, M	C, M	C, M	C, M

Cat Hydraulic Hammers

For more information on the variety of Work Tool attachments available contact your local Cat dealer.

For more complete information on Cat products, dealer services, and industry solutions, visit us on the web at www.cat.com

GEHH2204 (08-13)
Replaces YEKN0350

©2013 Caterpillar
All Rights Reserved

Materials and specifications are subject to change without notice. Featured machines in photos may include additional equipment. See your Cat dealer for available options.

CAT, CATERPILLAR, their respective logos, "Caterpillar Yellow," and the POWER EDGE trade dress, as well as corporate and product identity used herein, are trademarks of Caterpillar and may not be used without permission.

